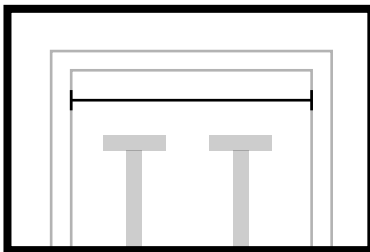


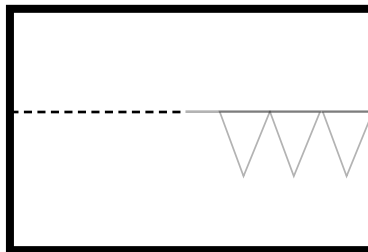
BACK STROKE FLAGS



Pool width

ft

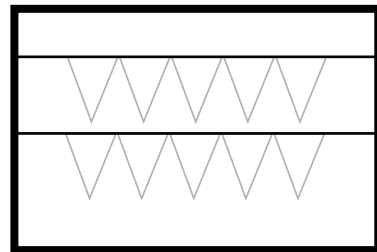
* Measure from wall to wall



Extra webbing
on each side

ft

* By default, each line has 5ft
of webbing on each sides



Number of lines

COLOUR(S)

GREEN

PMS 348 C

RED

PMS 1795 C

WHITE

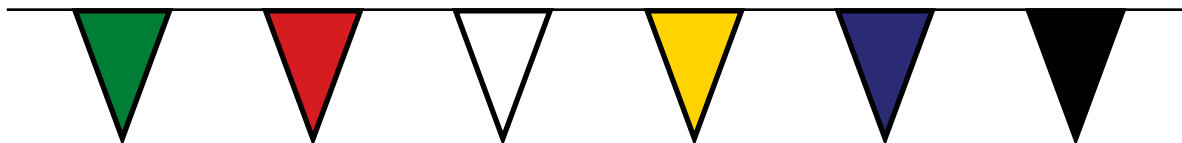
YELLOW

PMS 109 C

BLUE

REFLEX BLUE C

BLACK

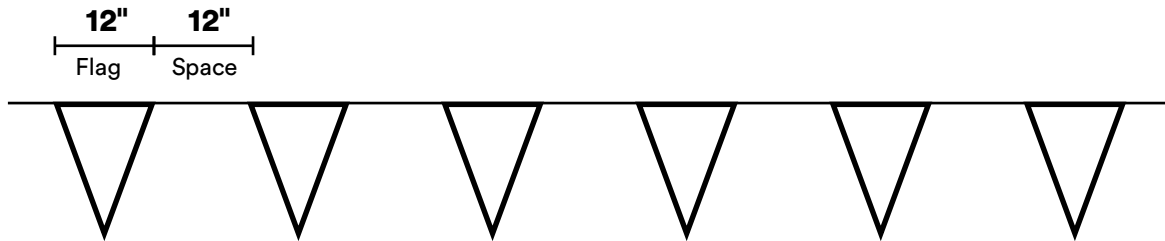


*Notes:

- The flag line will always start with a coloured or black flag when choosing to alternate colours with white
- White and yellow flags are slightly see-through. Logos can be partially seen on the other side of the flag
- Please note that flag colours may vary slightly from order to order. We cannot guarantee an exact Pantone colour match.

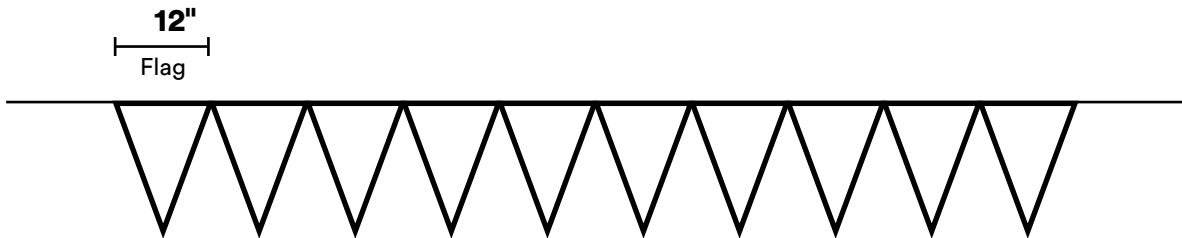
Choose either option, then go to its recommendend section

SPACING



***Go to the next page to select the spacing custom options.**
IMPORTANT: Please disregard other pages after the section.

NO SPACING



***Go to page 9 to select custom options for the no spacing options.**
IMPORTANT: Please disregard other pages after the section.


SPACING OPTIONS

* Do not fill if you wish to have
no spacing between flags

PRINTING OPTION

You can combine text and logo options

Logo(s)



** Up to two colours only.
Must provide logo in vector format
to your representative.*

Number of logos


List colour code(s)

Comments

Ex: Logo printed white on blue flags only

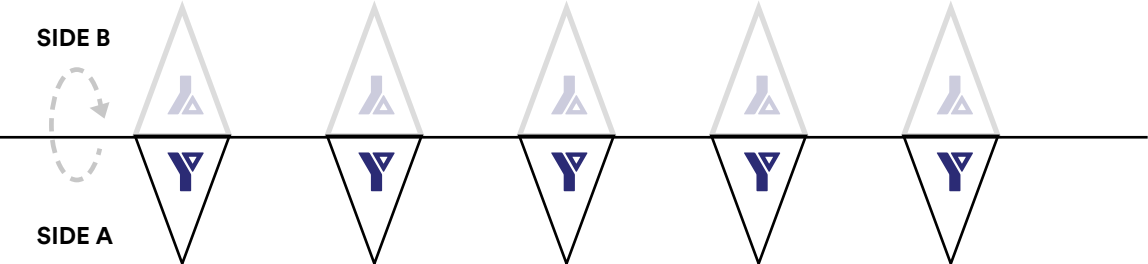
PRINTING ON ALL FLAGS

On one side



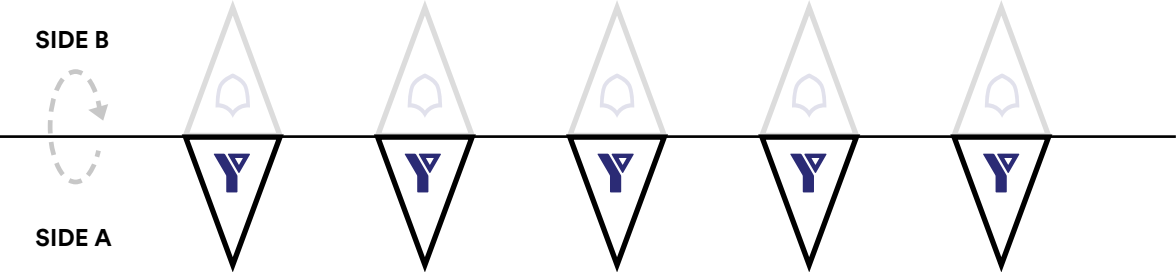
On both sides

** Printing on both sides of the flag is possible for 1-colour logos only.*



On both sides, different logo on side B

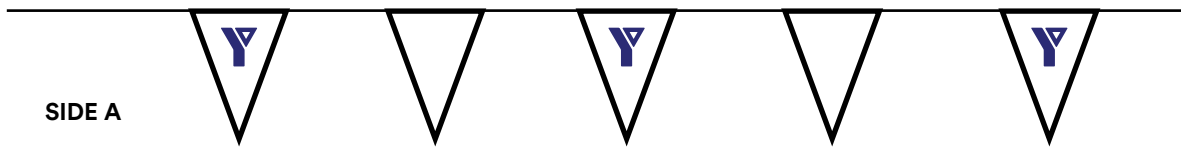
** Printing on both sides of the flag is possible for 1-colour logos only.*



[OR see alternating printing options on next page](#)

ALTERNATING

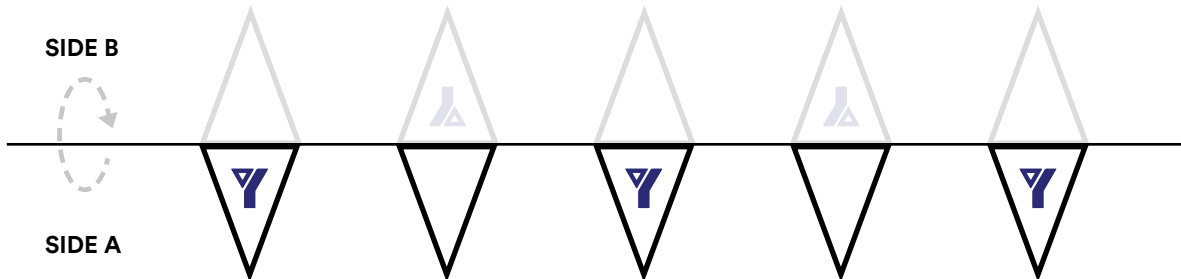
One logo



*I would like to have more than 1 blank flag between logo flags

Flags

One logo, alternating sides



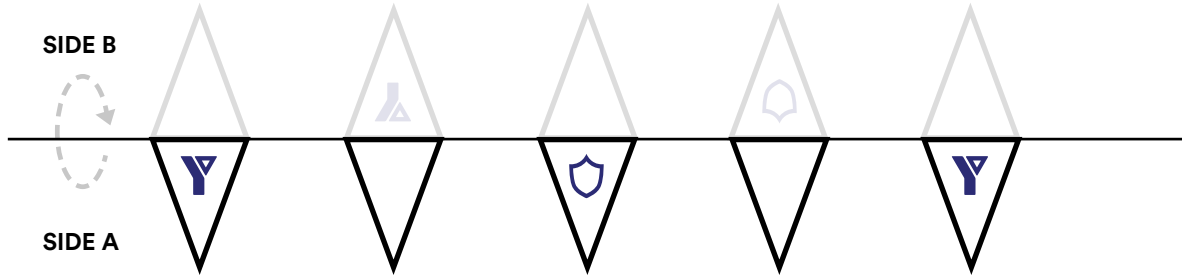
*I would like one or more blank flag between logo flags

Flags

[OR see more options for 2 logo printing on next page](#)

Two logos

Useful for logos with 2 colours

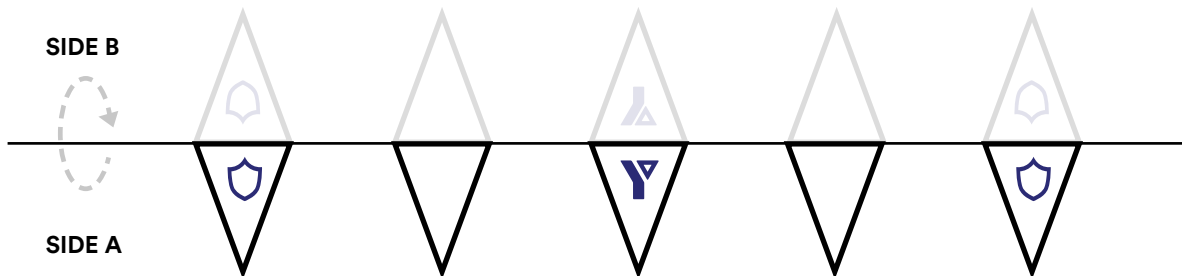


*I would like to add 1 or more blank flags between logo flags

Flags

Alternating two logos on both sides with blank flags(s)*

* Printing on both sides of the flag is possible for 1-colour logos only.



*I would like to have more than 1 blank flag between logos




Flags

What's a logo in vector format?





We're glad you asked!

To ensure workability and quality, we need a logo that is in a vector format and not in image format. See type of file for hints.

Image files names end in .jpeg .png

		Type
 My logo	2020-01-08 12:19	JPG 
 My logo	2020-01-08 12:19	PNG

Vector files names end in .ai, .eps, .pdf

		Type
 My logo.ai	2020-01-08 12:30	Adobe Illustrator 
 My logo.eps	2020-01-08 12:30	EPS
 My logo.pdf	2020-01-08 12:31	Adobe Acrobat Document

*Opening an image file and saving it into a vector format or changing the name does not transform the logo into a vector.

Thank you :)
**Don't forget to review
and save the document
to keep your selection**

*Please disregard other pages since you have chosen Spacing Options. Other pages do not apply to this option.


NO SPACING OPTIONS

* Do not fill if you wish to have spacing between flags

PRINTING OPTION

You can combine text and logo options

Logo(s)



** Up to two colours only.
Must provide logo in vector format
to your representative.*

Number of logos

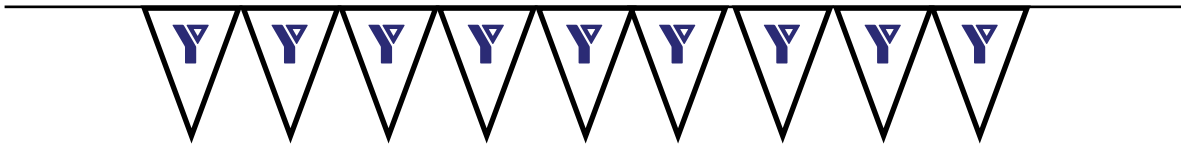
List colour code(s)

Comments

Ex: Logo printed white on blue flags only

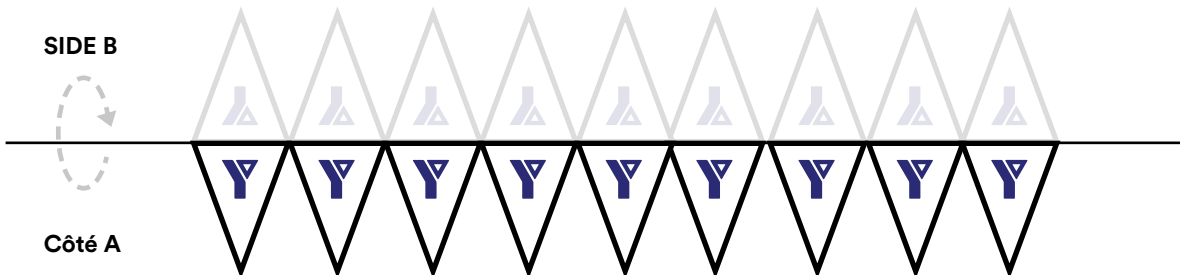
PRINTING ON ALL FLAGS

On one side




On both sides

** Printing on both sides of the flag is possible for 1-colour logos only.*



On both sides, different logo on side B

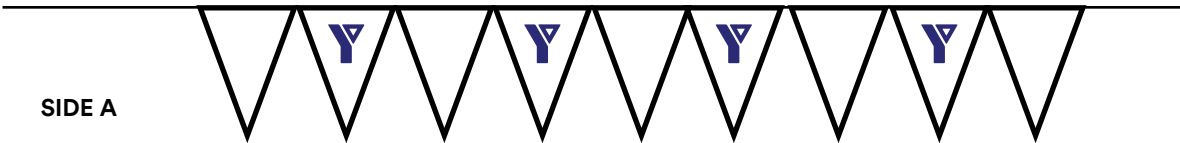
** Printing on both sides of the flag is possible for 1-colour logos only.*



[OR see alternating printing options on next page](#)

ALTERNATING

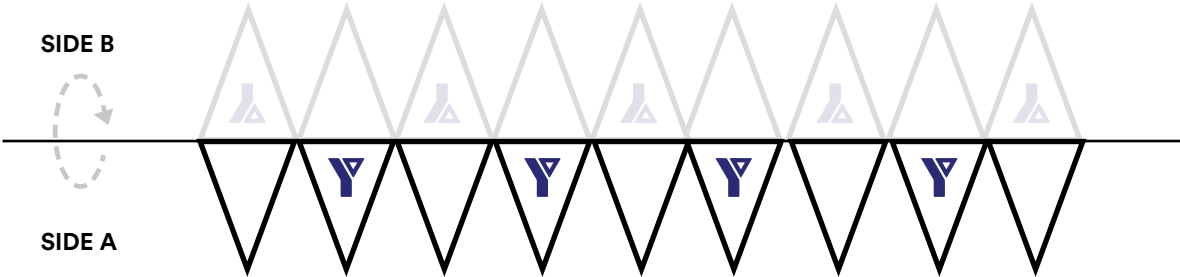
One logo



*I would like to have more than 1 blank flag between logo flags

Flags

One logo, alternating sides



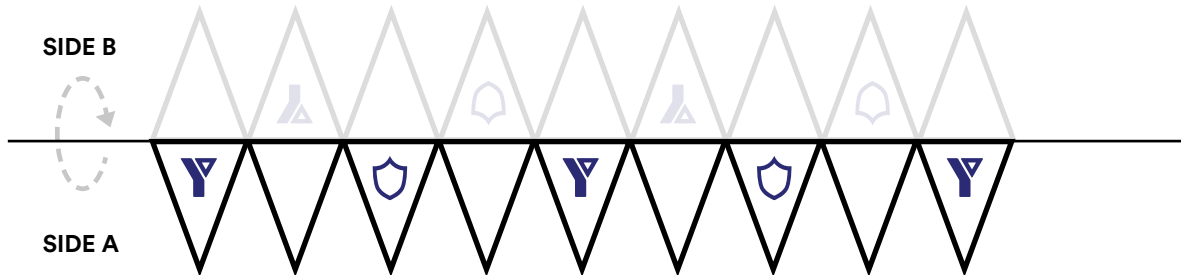
*I would like one or more blank flag between logo flags

Flags

[OR see more options for 2 logo printing on next page](#)

Two logos

Useful for logos with 2 colours

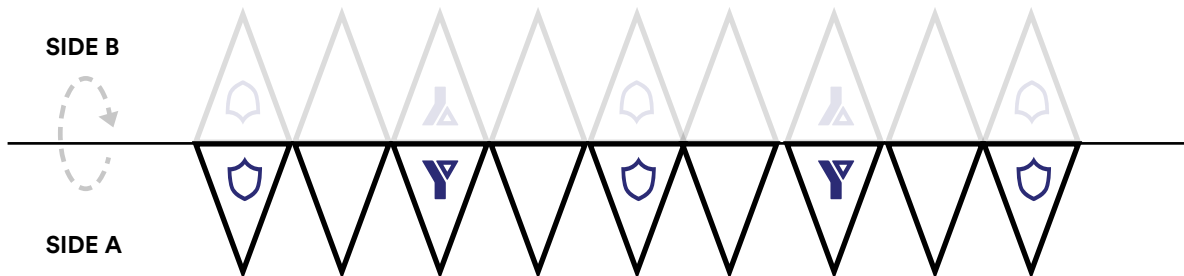


*I would like to add 1 or more blank flags between logo flags

Flags

Alternating two logos with blank flags(s)*

* Printing on both sides of the flag is possible for 1-colour logos only.



*I would like to have more than 1 blank flag between logos




Flags

What's a logo in vector format?





We're glad you asked!

To ensure workability and quality, we need your logo in a vector format and not in image format. See type of file for hints.

Image files names end in .jpeg .png

		Type
 My logo	2020-01-08 12:19	JPG 
 My logo	2020-01-08 12:19	PNG

Vector files names end in .ai, .eps, .pdf

		Type
 My logo.ai	2020-01-08 12:30	Adobe Illustrator 
 My logo.eps	2020-01-08 12:30	EPS
 My logo.pdf	2020-01-08 12:31	Adobe Acrobat Document

*Opening an image file and saving it into a vector format or changing the name does not transform the logo into a vector.

Thank you :)
**Don't forget to review
and save the document
to keep your selection**

*Please disregard other pages since you have chosen No Spacing Options. Other pages do not apply to this option.